

# Welcome to Year 5! 2024-2025

Meet the Teacher session



# Topics Covered

01

Meet the team

02

Our 3 rules

04

Our school day

03

Our Values

05

Our Learning

06

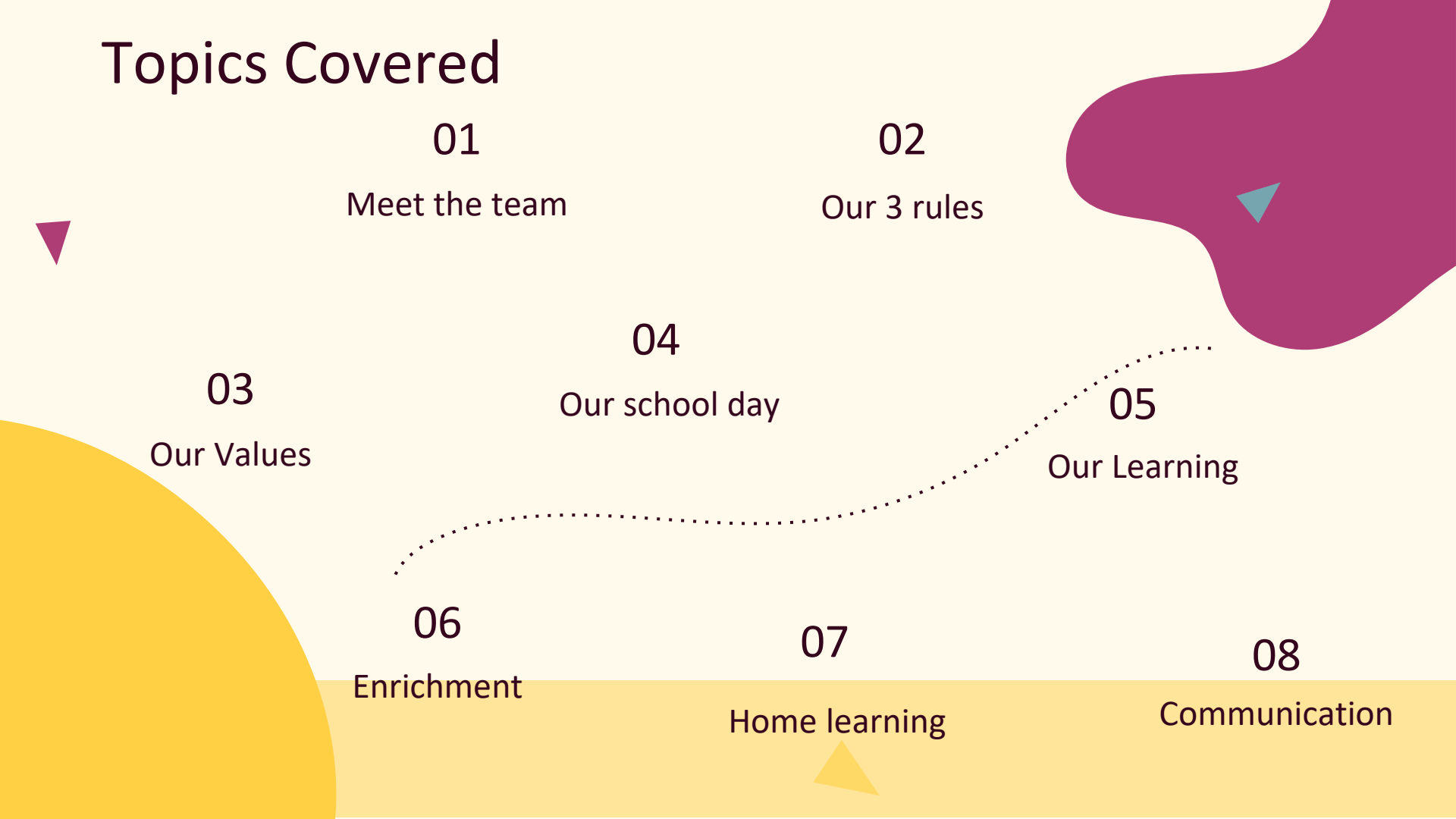
Enrichment

07

Home learning

08

Communication



# 01 Meet our Year 5 Team



**Emma Johnston**  
5B Class Teacher



**Anishka Callaghan**  
5W Class Teacher



**Lorraine Harris**  
Y5 TA



**Bev Young**  
Y5 TA



**Natasha Blue**  
Y5 TA

02

Our 3 Rules

...

**BE SAFE**

**BE READY**

**BE RESPECTFUL**

03

# Bridge Schools Values Learning Characters



Use your ideas



Be curious



Don't stop






Have a go



Work together

# 04

Our School Day



# Our school day:

Weekly Timetable None PPA Week

	08:35-09:00	09:00-09:15	09.15-10.30	10:30 - 10:45	10:45-11:15	11:15-12:15	12:15-13:00	13:00-13.20	13.20 – 14.40	14:40-15:05	15:05-15:15
<b>Monday</b>	Register (08:45) Morning Work	Maths Fluency	Maths	<b>Breaktime</b>	Guided Reading	English	<b>Lunchtime</b>	Spelling W1: Investigation W2: Quick 10	PHSE Jigsaw Music/French	Assembly: Whole School SMSC	<b>Class Story</b>
<b>Tuesday</b>		Maths Fluency	Maths		Guided Reading	English		Spelling W1: GGG W2: Quick 10	PE		
<b>Wednesday</b>		Maths Fluency	Maths		Guided Reading	English		Spelling W1: Spell it out W2 Quick 10	Wider Curriculum	Assembly: Singing	
<b>Thursday</b>		Maths Fluency	Maths		Guided Reading	English		Spelling W1: Focus 5 W2: Quick 10	Wider Curriculum		
<b>Friday</b>		Maths Arithmetic	Maths		SPaG	RE		Spelling W1: Teacher choice W2: Quick 10	Wider Curriculum	Assembly: Shining Stars	

Wider curriculum: Science, History, Geography, Art, DT, Computing, French

This term we have PE on a Tuesday afternoon.

Swimming starts week beginning 23<sup>rd</sup> September every Thursday until half term.

PPA every other Monday where the children will do wider curriculum



## Year 5 Curriculum Map Term 1 2024-2025

**English**

**Old Literature** – The Lion, the Witch and the Wardrobe by C S Lewis.

**Film Narrative**- Ancient Egypt.

**Stories from other Cultures**- Secrets of a Sun King by Emma Carroll.

**Classic Poetry** – The Tyger by William Blake.

**Computing**

**Computing systems /networks- search engines**  
Children hone their research skills and learn about finding accurate information.

**History**

**What did the Ancient Egyptians believe?**  
Children learn about early settlers in the Nile Valley and the discovery of Tutankhamen's tomb. They explore the importance of the River Nile to trading and farming. They will explain how significant events and dates have impacted on this period of time and research and evaluate what life was like and the key features this period.

**Science**

**What did the Ancient Egyptians believe?**  
Children learn about early settlers in the Nile Valley and the discovery of Tutankhamen's tomb. They explore the importance of the River Nile to trading and farming. They will explain how significant events and dates have impacted on this period of time and research and evaluate what life was like and the key features this period.

**Geography**

**What is life like in the alps?**

Considering the climate of mountain ranges and why people choose to visit the Alps; focusing on Innsbruck and looking at the human and physical features that attract tourists; investigating tourism in the local area and mapping recreational land use; presenting findings to compare the Alps to the children's own locality.

**PSHE**

**Being Me in My World:** Children think and plan for the year ahead, they set goals and discuss the challenges they may face. They explore their rights and responsibilities as a member of their class, school, wider community, and the country they live in.  
**Celebrating Difference:** children explore culture and cultural differences. They link this to racism, debating what it is and how to be aware of their own feelings towards people from different cultures. They revisit the topic of bullying.

**PE**

**Swimming**  
**Health + Fitness / Invasion games (Hockey)**  
**Invasion games (Tag rugby) / Gymnastics**

**French**

**Phonetics 3 / Date:** Days of the week, months of the year and numbers 1-31 will be introduced, revised and consolidated. Children aim to when their birthday is in French.  
**Clothes:** Children learn to describe what they are wearing in French. They aim to be able to say and write what they are packing in their suitcase for a holiday.

**Music**

**Livein' on a prayer:** Children learn to sing, play, improvise and compose with this song, and listen and appraise other classic rock.

**Classroom Jazz1:** Learning is focused around two tunes and

**Maths**

- Number: Place Value
- Number: Addition and Subtraction
- Number: Multiplication and Division A
- Number: Fractions A

**RE**

**Why is the Torah so important to Jewish people?**  
Understand Jewish beliefs and explain how and why they are important to Jewish people today.

**Was Jesus the Messiah?**  
Explain the place of incarnation and Messiah within 'the Big Story' of the bible.

**Art**

**Hossam Dirir** – Collage: create own headdress out of collage + pen on top of own photo.

*Njideka Akunyili Crosby, Yinka Shonibare, Thandiwe Muriu, Mike Barrett* [Link to PSHE celebrating difference.](#) *Portraits*

**DT**

**Mechanical systems: Making a pop-up book:** a Design and create a functional pop-up book using levers, sliders, layers and spacers to create paper-based mechanisms.

**Cooking and nutrition: developing a recipe:** An opportunity for children to learn a simple bolognese recipe and adapt it to improve nutritional content.



06

Enrichment

## Planned in so far...

### **Autumn Term:**

Truro museum  
Experience day

### **Spring Term**

Space dome

### **Summer**

Footsteps to Discovery one night  
residential –Thursday 3rd July-  
Friday 4<sup>th</sup> July

# Events

**Year Group Assembly: Thursday 30th January (9am)**

**Stay and Learn: Friday 7th March (8.45am)**

**Year 5 & Year 6 Performance: Tuesday 15th July (9:30am and 4.30pm)**

# 07 Home Learning

**Maths Fluency:** Learning times tables is really important. After all, they're the building blocks of maths, and with their multiplications mastered, they can do anything! Therefore, each child from Year 2 – Year 6 has a log in for 'Times Tables Rock Stars' (TTRS). This is a carefully sequenced programme of daily times tables practise online which helps your child learn their tables in a fun and engaging way. Please encourage your child to log on to TTRS as often as possible. Children's use of these apps are monitored closely by teachers. Each week, one child per class is awarded the TTRS Champion.

**English or Maths Task:** Children will be set a task (which should take no longer than 30mins) each week alternating between English and Maths. This will be sent home on a Friday and will need to be returned to your child's class teacher by the following Friday or earlier. If your child has any questions about their home learning, please encourage them to come and see their teacher who will be happy to help.

**Wider Curriculum:** Each half-term your child will receive an optional Home Learning Grid linking to our Wider Curriculum Topics. Children can choose from this grid as and when they wish. This work may be recorded in a variety of ways, including photos or films that can be emailed to the class teacher. Wider Curriculum homework will be shared and celebrated in class.

## Reading

Throughout the school, we emphasise developing a love of reading and books. From Reception to Year 6, reading should take place daily. We are happy for children to read their allocated reading book, their school library book or any other reading material. We ask that adults at home note what they have read in their own reading record.

In Year 5, the children are encouraged to take greater responsibility for their own reading. Due to the varying length of books, the children will be responsible for changing their own books weekly. They will be able to change their books during morning work, guided reading sessions and at free reading times. Class teachers keep a record of book changes to support the children and give reminders if needed.

# Home learning grid this term










## What did the Ancient Egyptians Believe?? Home Learning Grid



Year Group: 5

Autumn Term

Throughout the term, please choose from these learning tasks below. Learning can be recorded in many ways so please be creative! You may choose to record your learning by taking photographs or videos and emailing them to your teacher. Please bring your home learning to school so that it can be displayed and shared with your friends.

<p><b>Art:</b> Using the clip below from YouTube – Study the different ancient Egyptian drawings and have a go at mimicking the styles. Can you use a range of media? Pens, paints, pencils, chalk, crayons. What affects can you create? <a href="#">Ancient Egyptian Drawings and Paintings in tombs - YouTube</a></p>	<p><b>D&amp;T:</b> Make a Shaduf - Shaduf is a hand-operated machine used to transport water from a lower level to a higher one. It was used by the ancient Egyptians to help water crops.  *Please find instructions on the back of this sheet.</p>	<p><b>Science:</b> Mummify your own fruit! <b>You Will Need:</b> - 1 small apple - 1 knife (or something cutting the apple or tomato) - 10g of salt - 10g of baking soda - 2 plastic cups - Optional: If eating a tomato, you will need a teaspoon or salt. <b>Instructions for the Apple:</b> 1. Cut the apple in half (you will only need one half) and keep it open. 2. Put a quarter of the apple into each cup. 3. Mix together the salt and baking soda. This is our mixture. 4. Place the salt mixture into only one cup, making sure the apple piece is completely covered. 5. Leave both the covered and uncovered apple pieces in their cups somewhere cool &amp; dark overnight for one week. 6. After one week, compare the 2 cups. Which piece was covered the best apple piece?</p> 
<p><b>Geography:</b> Find out 'Why is the river Nile so important?' – Record your findings in a mind map!</p> 	<p><b>History:</b> Write a fact file about a famous Egyptian God and state how they impacted the time period!</p> <div style="display: flex; justify-content: space-around; text-align: center;"> <div data-bbox="653 748 724 835"> <p><b>Re</b></p>  <p>God of creation</p> </div> <div data-bbox="763 748 834 835"> <p><b>Hathor</b></p>  <p>Goddess of love and music</p> </div> <div data-bbox="873 748 944 835"> <p><b>Nut and Geb</b></p>  <p>Nut: Goddess of the sky Geb: God of the earth</p> </div> <div data-bbox="983 748 1054 835"> <p><b>Osiris</b></p>  <p>God of the Underworld</p> </div> </div>	<p><b>Maths:</b> Using Egyptian number symbols, create your own Maths number sentence problems.</p> 
<p><b>Music:</b> Make an Egyptian Sistrum.</p> <div style="border: 1px solid black; padding: 5px; width: fit-content;"> <p><b>You will need:</b></p> <ul style="list-style-type: none"> <li>• 2 x A4 pieces of thick card</li> <li>• a piece of string, wire or pipe cleaner</li> <li>• a selection of small objects that jangle e.g. buttons, bells, washers, bottle caps</li> <li>• scissors</li> <li>• a sharp pencil</li> <li>• colouring pens or pencils</li> </ul> </div> 	<p><b>Computing:</b> Create a PowerPoint presentation all about Ancient Egyptians – You can include your learning from school and any research you do at home!!</p>	<p><b>English:</b> Write like an Egyptian! Have a go at writing your name in Hieroglyphics...</p> <p>Can you then have a go at cracking the code?</p> 



08

Keep in Touch

Communication is vital for the success of your children in school. We are currently reviewing the way that we communicate with families so watch this space!

For now though, keep an eye on.....

# 08 Communication

- Our Year group webpage on the school website
- Request a telephone appointment by phoning the school office
- Email us via [secretary@wadebridgeprimary.co.uk](mailto:secretary@wadebridgeprimary.co.uk)
- Read the weekly Head's Blog
- Follow us on Facebook
- Texts & emails from school with important updates

Please remember, you can always pop and see us at the end of the day when you collect your child. We are a very approachable team!



# FOWPA

Friends of Wadebridge Primary Academy (FOWPA)

We are a PTA group of parent/carer volunteers, who fundraise for our School.

We are always looking for volunteers or businesses that can help support these efforts.

If you have any interest in getting involved, please email [FOWPA@wadebridgeprimary.co.uk](mailto:FOWPA@wadebridgeprimary.co.uk) or contact the secretary.

Thanks for your support!



# Any questions?



If there are any questions that we haven't answered, do stick around for a chat. We are here to help!